

**MX36-GCA Series**  
**HIGH-AMP CIRCUIT BREAKER – SURFACE MOUNT**



PELCO COMPONENT TECHNOLOGIES • 855 227 3526



MX36-GCA Series offers three types of surface mount high-amp circuit breakers. All are waterproof and meet IP67 standards.

MX36-GCA (shown): Type III, manual reset with switch, available with current ratings from 25–200Amps.

**EXAMPLES OF MX36-GCA SERIES APPLICATIONS include:**

- Auxiliary and accessory circuits
  - Trucks and Buses
  - Battery Chargers
  - Recreational Vehicles
  - DC Audio Systems
- ...and many more

MX36-GCA-A: Type III, manual reset, available with current ratings from 25–200Amps.

MX36-GCA-B: Type I, automatic reset, available with current ratings from 25–200Amps.

**SPECIFICATIONS**

■ **Trip Time vs. Overload at 25°C**

- At 100% of rated current: no trip
- At 135% of rated current: trip within 30 minutes
- At 200% of rated current: trip within 12-45 seconds
- At 300% of rated current: trip within 3.5–15 seconds

■ **Current and Voltage Ratings**

25A–200A, 48VDC maximum

■ **Interrupt Capacity**

3000A at 30VDC

■ **Operating Temperature**

-32°C to 82°C

■ **Storage Temperature**

-34°C to 149°C

■ **Housing**

Thermoset plastic, UL rated 94VO

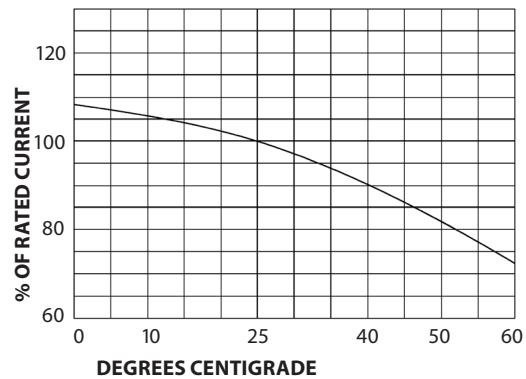
■ **Standard Testing**

SAE J1625; SAE J1171  
 (ignition protected);  
 IP67 (waterproof)

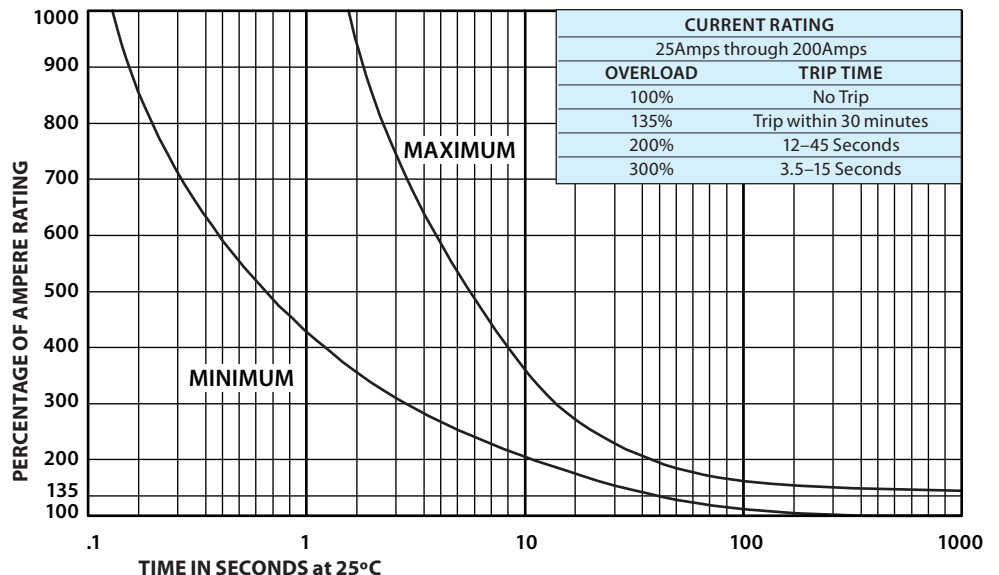
■ **Approvals**

MX36-GCA and MX36-GCA-A:  
 UL / CUL 50–150A 32VDC  
 UL1500  
 all RoHS compliant

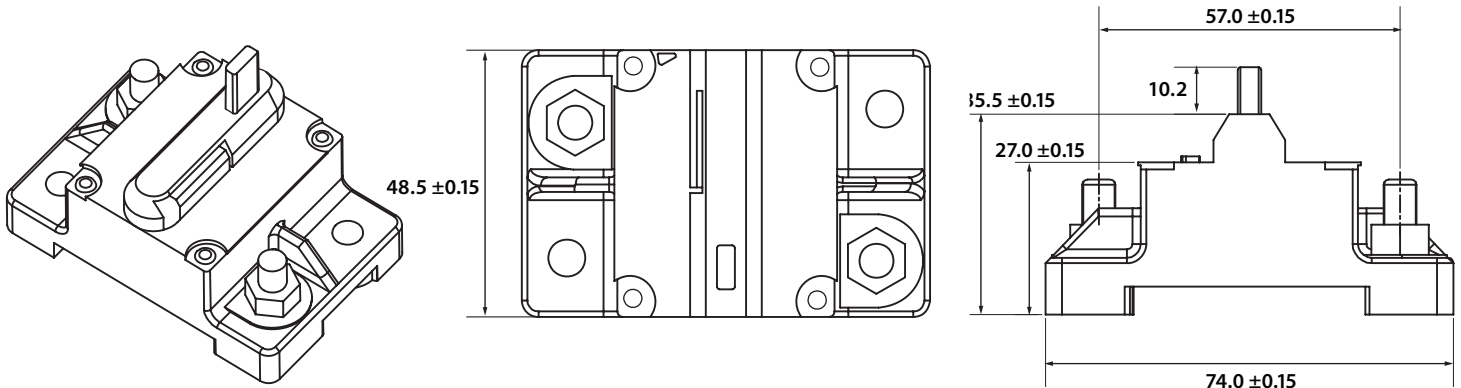
**TEMPERATURE DERATING CURVE**



**TRIP TIME CURVE**



**DIMENSIONS in mm**

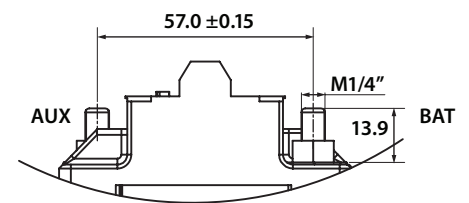


**OPTIONS SELECTION**

Series	Amps select by number	Amps select by number
<b>MX36-GCA Manual Switch Reset</b>		
High-Amp Circuit Breakers	25 25A 30 30A 40 40A 50 50A 60 60A 70 70A 80 80A	90 90A 100 100A 120 120A 135 135A 150 150A 180 180A 200 200A

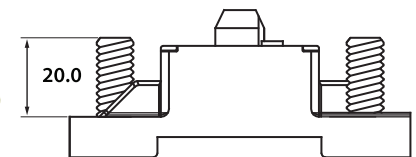
Series	Amps select by number	Amps select by number
<b>MX36-GCA-A Manual Reset</b>		
High-Amp Circuit Breakers	25 25A 30 30A 40 40A 50 50A 60 60A 70 70A 80 80A	90 90A 100 100A 120 120A 135 135A 150 150A 180 180A 200 200A

Series	Amps select by number	Amps select by number
<b>MX36-GCA-B Automatic Reset</b>		
High-Amp Circuit Breakers	25 25A 30 30A 40 40A 50 50A 60 60A 70 70A 80 80A	90 90A 100 100A 120 120A 135 135A 150 150A 180 180A 200 200A

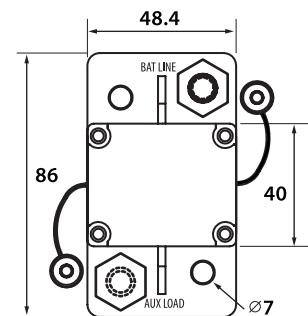


Stud size 1/4", 28 threads per inch  
Use ring terminals

**3/8" Stud option on GCA Series Manual Switch Reset only**



Stud size 3/8", 16 threads per inch  
Add "S" to end of part number



Wide surface mount for 3/8" stud,  
GCA series only  
(For reference only, not to scale)

**Example: MX36 GCA A 135**

MX36, Surface mount, Manual reset, 135 Amps